



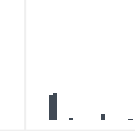
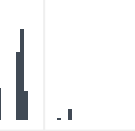


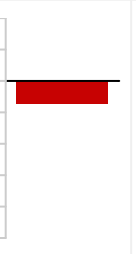
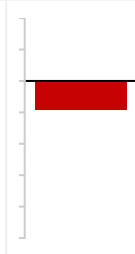






Confidential Gaming Activity Report for:

JOHN D.

GAR Request ID: ~~XXXX~~
 Generated Nov 7, 2016

The amounts shown on this report are based on your electronic gaming play which has accumulated Club Card Points between May 1, 2016 and November 6, 2016.

CC Member: #000000

	May '16	Jun '16	Jul '16	Aug '16	Sep '16	Oct '16	Nov '16	Monthly Average	Period Total
Days Played	5	0	2	1	5	12	2	3.9	27
Time Played (Hrs)	6.2	0.0	3.2	0.7	2.8	15.0	1.8	4.2	29.6
Daily Profile of Dollars Played									
Dollars Played	\$2,627	\$0	\$1,068	\$274	\$742	\$6,005	\$160	\$1,554	\$10,875
Prizes Paid	\$2,484	\$0	\$886	\$304	\$557	\$5,185	\$452	\$1,410	\$9,869
Approx. Win/ (Loss)	(\$143)	\$0	(\$181)	\$30	(\$185)	(\$819)	\$293	(\$144)	(\$1,007)
Approx. Win/ (Loss)									

The indicators below may help keep your time and money spent within your budget. Arrows indicate the change from the previous month. A zero (0) under "Days Played" means your club card was used, but not for electronic gaming (e.g., restaurant, table gaming). A blank means no club card use at all.

CC Member: #000000

Month	Days Played	Avg Time Played/Day Played (Hrs)	Avg Dollars Played/Day Played
May '16	5	1.2	\$525
Jun '16	▼ 0		
Jul '16	▲ 2	1.6	\$534
Aug '16	▼ 1	▼ 0.7	▼ \$274
Sep '16	▲ 5	▼ 0.6	▼ \$148
Oct '16	▲ 12	▲ 1.3	▲ \$500
Nov '16	▼ 2	▼ 0.9	▼ \$80

Confused? If you have questions about this report, call the GameSense Info Centre daily from 2-10 pm:
 McPhillips Station Casino: (204) 985-1240
 Club Regent Casino: (204) 985-0419

Concerned? Call the Problem Gambling Helpline at 1-800-463-1554.